

Two Poorly Measured Quantum Observables as a Complete Set of Commuting Observables

Mark Olchanyi
Newton South High School

Follow this and additional works at: <https://scholar.rose-hulman.edu/rhumj>

Recommended Citation

Olchanyi, Mark (2015) "Two Poorly Measured Quantum Observables as a Complete Set of Commuting Observables," *Rose-Hulman Undergraduate Mathematics Journal*: Vol. 16 : Iss. 2 , Article 9.
Available at: <https://scholar.rose-hulman.edu/rhumj/vol16/iss2/9>

ROSE-
HULMAN
UNDERGRADUATE
MATHEMATICS
JOURNAL

TWO POORLY MEASURED QUANTUM
OBSERVABLES AS A COMPLETE SET
OF COMMUTING OBSERVABLES

Mark Olchanyi^a

VOLUME 16, NO. 2, FALL 2015

Sponsored by

Rose-Hulman Institute of Technology

Department of Mathematics

Terre Haute, IN 47803

Email: mathjournal@rose-hulman.edu

<http://www.rose-hulman.edu/mathjournal>

^aNewton South High School, Newton, MA 02459, USA

TWO POORLY MEASURED QUANTUM
OBSERVABLES AS A COMPLETE SET OF
COMMUTING OBSERVABLES

Mark Olchanyi

Abstract. In this article, we revisit the century-old question of the minimal set of observables needed to identify a quantum state: here, we replace the natural coincidences in their spectra by effective ones, induced by an imperfect measurement. We show that if the detection error is smaller than the mean level spacing, then two observables with Poisson spectra will suffice, no matter how large the system is. The primary target of our findings is the integrable (that is, exactly solvable) quantum systems whose spectra do obey the Poisson statistics. We also consider the implications of our findings for classical pattern recognition techniques.

Acknowledgements: This work would not be possible without the skillful mentorship of Dr. Eugene Moskovets, a Senior Research Scientist at SESI/MassTech Inc. We are grateful to Vanja Dunjko and Steven G. Jackson for helpful comments and to Maxim Olshanii (Olchanyi) for providing the seed idea for this project.

1 Introduction

In quantum physics, the state of the system can be unambiguously determined by measuring several select integrals of motion (observables conserved in time evolution); such observables are said to form a complete set of commuting observables (CSCO) [1]. Mathematically, the spectra of the allowed values of the members of the set $(\hat{I}^{(1)}, \hat{I}^{(2)}, \dots, \hat{I}^{(k)}, \dots)$ are the discrete sequences of real numbers, $((I_1^{(1)}, I_2^{(1)}, \dots), (I_1^{(2)}, I_2^{(2)}, \dots), (I_1^{(k)}, I_2^{(k)}, \dots), \dots)$, that obey the following property: for any pair of indices (n_1, n_2) , there exists at least one member of the CSCO (say $\hat{I}^{(k)}$) for which the corresponding elements are non-degenerate (that is, distinct, $I_{n_1}^{(k)} \neq I_{n_2}^{(k)}$). Operationally, for any \tilde{n} , the knowledge of the real-number sequence $(I_{\tilde{n}}^{(1)}, I_{\tilde{n}}^{(2)}, \dots, I_{\tilde{n}}^{(k)}, \dots)$ is sufficient to infer what \tilde{n} was.

In this paper we consider a situation where the indistinguishability occurs due to an insufficient accuracy of the detection. We assume that the spectra of the CSCO members are drawn from random processes, later chosen to be of the Poisson type. We further assume that for a given observable \hat{I} , two of its possible values, I_{n_1} and I_{n_2} , can *not* be resolved if they are separated by a distance less than the detection error, $|I_{n_1} - I_{n_2}| < \Delta I$; in this case, they are considered to be degenerate for all practical purposes. The principal goal of this paper is to determine the probability for two observables, $\hat{I}^{(1)}$ and $\hat{I}^{(2)}$, to form a CSCO (see examples depicted at Figures 1 and 2).

Furthermore, we will concentrate on quantum systems with finite spectra of size N , that is, we will assume that a given system can be in any of N available states, where N is finite. In real-world applications, N grows with the system size.

This study is partially inspired by a related issue of the functional dependence between the quantum observables (that is, the ability to predict the value of one observable having had measured the values of several others): while being a clear and extremely useful concept in classical physics, the practical significance of the notion of functional dependence in the quantum world is questionable at best. Already in 1929, von Neumann showed [2] that for any quantum system with N states, one can construct a set of as many as $N - 1$ conserved quantities each functionally independent from the other $N - 2$; this is provided that any number of degeneracies is allowed. On the other hand, Sutherland argued [3] that any conserved quantity is functionally dependent on any other conserved quantity with a non-degenerate spectrum. Being able to determine the state of the system amounts to being able to predict the value of any other observable. Thus, from the functional dependence perspective we are looking for the probability that all conserved quantities be functionally dependent on two other, chosen beforehand.

This article is organized as follows. Section 2 formulates rigorously the problem of identifying conditions under which two quantum measurements of Poisson-distributed observables are sufficient to identify the state of the system with a probability close to unity. Section 3 considers, as a warm-up, a related simple question of whether a single Poisson observable can serve as a state identifier. Section 4 solves the problem posed. Finally, Section 5 summarizes our results and links them to the field of pattern recognition.

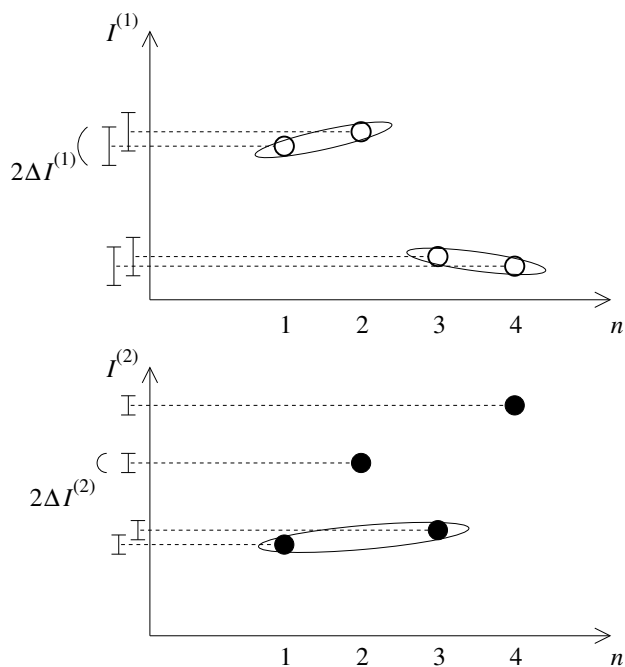


Figure 1: An example of two observables, $\hat{I}^{(1)}$ and $\hat{I}^{(2)}$, forming a complete set of commuting observables (CSCO). Even if a particular pair of measured values of one of the observables is degenerate (points in ovals), that is, indistinct given the measurement error, it will not be degenerate vis-a-vis another observable. If both observables are measured with respective errors $\Delta I^{(1)}$ and $\Delta I^{(2)}$, the state of the system, n , can be determined unambiguously.

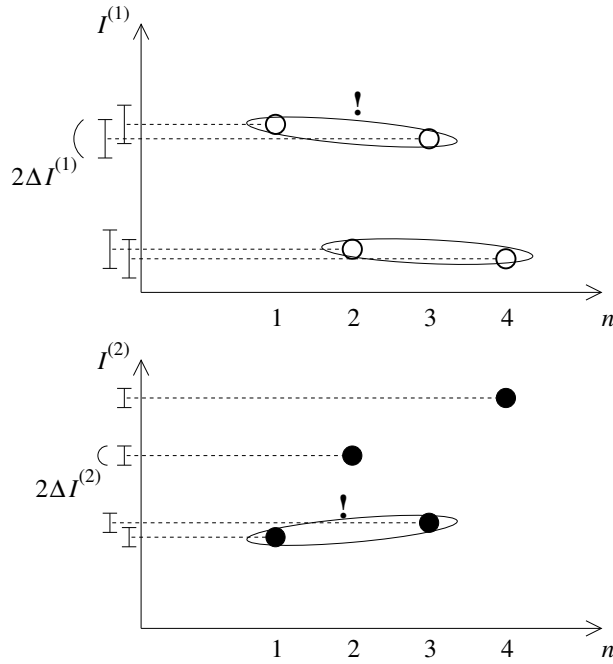


Figure 2: Two observables that do not form a CSCO. If $\hat{I}^{(1)}$ and $\hat{I}^{(2)}$ are the only two observables that are measured, the states $n = 1$ and $n = 3$ are indistinct.

2 Statement of problem

Consider two N -element-long finite (ordered) sequences of real numbers,

$$\begin{aligned} & \left(I_1^{(1)}, I_2^{(1)}, \dots, I_n^{(1)}, \dots, I_N^{(1)} \right) \\ & \left(I_1^{(2)}, I_2^{(2)}, \dots, I_n^{(2)}, \dots, I_N^{(2)} \right) . \end{aligned}$$

Both sequences are assumed to be N -event-long randomly reshuffled fragments of a Poisson process. Let us elaborate on what this assumption means. Consider monotonically increasing permutations of the above sequences,

$$\begin{aligned} & \left(\tilde{I}_1^{(1)}, \tilde{I}_2^{(1)}, \dots, \tilde{I}_n^{(1)}, \dots, \tilde{I}_N^{(1)} \right) \\ & \tilde{I}_{n+1}^{(1)} > \tilde{I}_n^{(1)} \text{ for any } n \\ & \left(\tilde{I}_1^{(2)}, \tilde{I}_2^{(2)}, \dots, \tilde{I}_n^{(2)}, \dots, \tilde{I}_N^{(2)} \right) \\ & \tilde{I}_{n+1}^{(2)} > \tilde{I}_n^{(2)} \text{ for any } n . \end{aligned}$$

According to the definition of the Poisson process, the probability of finding exactly k elements of the $\tilde{I}^{(1)}$ sequence in an interval of a length \mathcal{I} is

$$Prob[k \text{ elements of } \tilde{I}^{(1)} \text{ in } [I, I + \mathcal{I}]] = \frac{e^{-\mathcal{I}/\overline{\delta I^{(1)}}} (\mathcal{I}/\overline{\delta I^{(1)}})^k}{k!} ,$$

for any initial position of the interval I . An important consequence of the above law is the following relationship between the expectation value of the interval between any two consecutive elements of the sequence and the parameter $\delta I^{(1)}$:

$$\text{Mean}[\tilde{I}_{n+1}^{(1)} - \tilde{I}_n^{(1)}] = \overline{\delta I^{(1)}} .$$

Likewise,

$$\begin{aligned} \text{Prob}[k \text{ elements of } \tilde{I}^{(2)} \text{ in } [I, I + \mathcal{I}]] &= \frac{e^{-\mathcal{I}/\overline{\delta I^{(2)}}} (\mathcal{I}/\overline{\delta I^{(2)}})^k}{k!} \\ \text{Mean}[\tilde{I}_{n+1}^{(2)} - \tilde{I}_n^{(2)}] &= \overline{\delta I^{(2)}} . \end{aligned}$$

An important particular property of the Poisson processes is that the intervals between two successive elements of the sequence are mutually statistically independent, and they are distributed according to the *exponential* law:

$$\begin{aligned} \text{Prob}[\tilde{I}_{n+1}^{(1)} - \tilde{I}_n^{(1)} > \mathcal{I}] &= e^{-\mathcal{I}/\overline{\delta I^{(1)}}} \\ \text{Prob}[\tilde{I}_{n+1}^{(2)} - \tilde{I}_n^{(2)} > \mathcal{I}] &= e^{-\mathcal{I}/\overline{\delta I^{(2)}}} . \end{aligned} \tag{1}$$

Let us now return to the original sequences $I^{(1)}$ and $I^{(2)}$ that are random permutations of the $\tilde{I}^{(1)}$ and $\tilde{I}^{(2)}$:

$$\begin{aligned} (I_1^{(1)}, I_2^{(1)}, \dots, I_n^{(1)}, \dots, I_N^{(1)}) &= \text{Random permutation}[(\tilde{I}_1^{(1)}, \tilde{I}_2^{(1)}, \dots, \tilde{I}_n^{(1)}, \dots, \tilde{I}_N^{(1)})] \\ (I_1^{(2)}, I_2^{(2)}, \dots, I_n^{(2)}, \dots, I_N^{(2)}) &= \text{Random permutation}[(\tilde{I}_1^{(2)}, \tilde{I}_2^{(2)}, \dots, \tilde{I}_n^{(2)}, \dots, \tilde{I}_N^{(2)})] . \end{aligned}$$

For large N , the $I^{(1)}$ and $I^{(2)}$ sequences can be approximately generated by dropping N uniformly distributed random numbers on respective intervals of lengths $N\overline{\delta I^{(1)}}$ and $N\overline{\delta I^{(2)}}$. Note that for finite N , two processes are not the same. In the genuine Poisson process, the true statistical independence of the intervals between pairs of consecutive elements of an (ordered) sequence necessitates fluctuations in the length of the interval covered by the sequence. These fluctuations are absent in the “fixed interval” process, and pairs of consecutive elements become statistically dependent. For example, if several intervals turned out to be anomalously large, the remaining intervals will necessarily be smaller. In the $N \rightarrow \infty$ limit, the fluctuations of the total interval length become negligible compared to the mean of it: in this limit, predictions of both models become indistinct.

For a given sequence, say $I^{(1)}$, call a pair of elements, $I_{n_1}^{(1)}$ and $I_{n_2}^{(1)}$, *degenerate* if the difference between them is less than a given number, $\Delta I^{(1)}$, called the *detecting error*:

$$|I_{n_1}^{(1)} - I_{n_2}^{(1)}| < \Delta I^{(1)} .$$

Assume that the sequence $(I_1^{(1)}, I_2^{(1)}, \dots, I_n^{(1)}, \dots, I_N^{(1)})$ is known, and a device (emulating a process of quantum measurement) produces a particular element of it, $I_n^{(1)}$. An observer

is allowed to measure it in an attempt to determine what the index n was (the analogue of a quantum state index), using the sequence as a look-up table. For a perfect measurement device and in the absence of coinciding elements in the sequence, this task can be easily accomplished. If however the accuracy of the measurement is limited, and the values separated by less than $\Delta I^{(1)}$ can not be distinguished, the value $I_n^{(1)}$ may happen to belong to one of the degenerate pairs, $(I_{n_1}^{(1)}, I_{n_2}^{(1)})$. If, further, there is no other degenerate pair $I_n^{(1)}$ belongs to, n can only be said to be equal to *either* n_1 *or* n_2 . If there are other relevant degenerate pairs, the uncertainty can be even greater.

Likewise, degenerate pairs of elements of the second sequence is determined through

$$|I_{n_1}^{(2)} - I_{n_2}^{(2)}| < \Delta I^{(2)} ,$$

where $\Delta I^{(2)}$ is the error of the detector that measures the $\hat{I}^{(2)}$ observable. Now, both $I_n^{(1)}$ and $I_n^{(2)}$ are produced, and both detectors are used.

When both measurements are allowed, several ambiguities in determining the index can be removed. However, if for a given pair of indices, n_1 and n_2 , both $(I_{n_1}^{(1)}, I_{n_2}^{(1)})$ and $(I_{n_1}^{(2)}, I_{n_2}^{(2)})$ constitute the respective degenerate pairs, the indices n_1 and n_2 can never be resolved. The goal of this work is to determine the probability that no above ambiguities exist:

$$\begin{aligned} & \text{Prob}[\text{no } (n_1, n_2) \text{ such that} \\ & |I_{n_1}^{(1)} - I_{n_2}^{(1)}| < \Delta I^{(1)} \text{ and } |I_{n_1}^{(2)} - I_{n_2}^{(2)}| < \Delta I^{(2)}] =? . \end{aligned}$$

Physically, we are interested in computing the probability that the observables $\hat{I}^{(1)}$ and $\hat{I}^{(2)}$ constitute a complete set of commuting observables (CSCO).

3 A preliminary study of isolated sequences

3.1 Monotonically increasing sequence

Consider a length- N fragment of a Poisson process,

$$\begin{aligned} & \left(\tilde{I}_1, \tilde{I}_2, \dots, \tilde{I}_n, \dots, \tilde{I}_N \right) \\ & \tilde{I}_{n+1} > \tilde{I}_n \text{ for any } n , \end{aligned}$$

with the mean spacing $\overline{\delta I}$. In many respects, studying monotonically increasing sequences is easier than their random-order counterparts. This is fortunate since several important conclusions about the latter can be drawn using the former.

3.1.1 Numerical engine

As a model for a length- N fragment of a Poisson process with the mean spacing $\overline{\delta I}$ we use N pseudorandom numbers uniformly distributed on an interval between 0 and $(N+1)\overline{\delta I}$.

When ordered in the order it has been generated, the sequence serves as an approximate model for a random permutation of a Poisson sequence, $(I_1, I_2, \dots, I_n, \dots, I_N)$, the primary object of interest. When rearranged to a monotonically increasing sequence, a model for a Poisson sequence per se, $(\tilde{I}_1, \tilde{I}_2, \dots, \tilde{I}_n, \dots, \tilde{I}_N)$, is generated.

To test the numerical method, we compare, in Fig. 3, numerical and analytical predictions for the probability p of two subsequent elements of the monotonically increasing sequence to form a degenerate pair, with respect to a detection error ΔI . The analytical prediction,

$$p \equiv \text{Prob}[\text{for a given } n, \tilde{I}_{n+1} - \tilde{I}_n < \Delta I] = 1 - e^{-\Delta I / \bar{\delta I}} \stackrel{\Delta I \ll \bar{\delta I}}{\approx} \frac{\Delta I}{\bar{\delta I}}, \quad (2)$$

follows directly from one of the properties of the Poisson sequences (1). The numerical and analytical predictions agree very well.

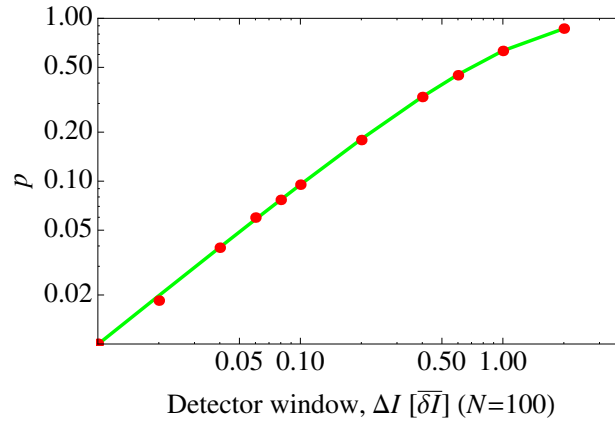


Figure 3: Probability for a given pair of consecutive elements of a Poisson-distributed spectrum to be unresolvable by a detector with an error ΔI (that is, to be degenerate). $\bar{\delta I}$ is the mean spacing between consecutive elements. Red dots: numerical model, uncorrelated, uniformly-distributed random numbers on an interval, subsequently rearranged in a monotonically increasing succession. Green line: theoretical prediction (2). Numerically, the spectrum consists of 100 elements; the theoretical prediction is universal. Numerical points result from averaging over 1000 Monte Carlo realizations.

From (2) it also follows that the average number of degenerate pairs is

$$\bar{M} = pN_p \stackrel{N \rightarrow \infty}{\approx} pN, \quad (3)$$

where

$$N_p \equiv N - 1 \quad (4)$$

is the number of pairs of indices with two neighboring elements.

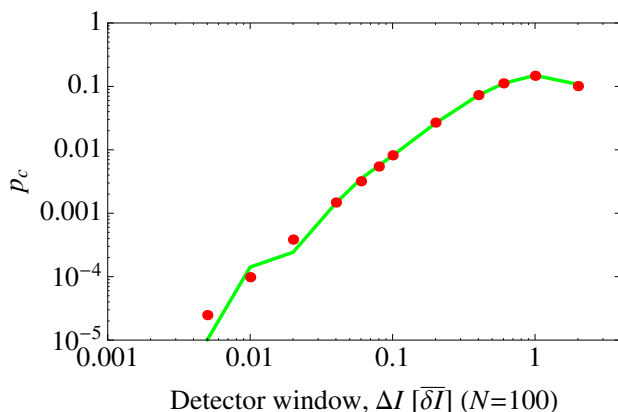


Figure 4: Probability for a given pair of consecutive elements of a Poisson-distributed spectrum to be degenerate and to be immediately followed on the right by more degenerate pairs, as a function of the detector error ΔI . Red dots: numerics. Green line: theoretical prediction (5). It does not depend on the sequence length N . The rest of the data is the same as in Fig. 3.

3.1.2 Clusters of degenerate pairs

In what follows, the analytical predictions will be greatly simplified thanks to our ability to assume that degenerate pairs do not share elements, that is, that a given element can either be isolated or belong to only one degenerate pair. It is clear that the probability of forming a degenerate cluster—a subsequence of more than two elements where the spacing between any two neighbors is less than ΔI —must be much smaller than the one for an isolated pair, because of the small probability of forming the latter. Yet, a quantitative assessment is due. Assuming that the individual spacings between the subsequent values of I are statistically independent, we get:

$$p_c \equiv \text{Prob}[\text{for a given } n, (\tilde{I}_n - \tilde{I}_{n-1} > \Delta I) \text{ and} \\ (\tilde{I}_{n+1} - \tilde{I}_n < \Delta I) \text{ and } (\tilde{I}_{n+2} - \tilde{I}_{n+1} < \Delta I)] = (1 - p)p^2. \quad (5)$$

Note that the above probability is the probability for the index n to be at the left end of a cluster of at least two degenerate pairs: a probability of the spacing between the $(n + 1)$ 'st and n 'th elements and $(n + 2)$ 'nd and $(n + 1)$ 'st elements be small, while having a large spacing between the n 'th and $(n - 1)$ 'st elements. Fig. 4 compares the above prediction with *ab initio* numerics: the agreement is remarkable. The overall conclusion is that for a small probability p of forming a degenerate pair, one can safely assume that all the degenerate pairs are isolated. This result will be heavily used in a subsequent treatment of the more physical random-order sequences. Note, that in the numerical model used (N points randomly dropped on a fixed-length interval), the spacings between the subsequent values are *not* exactly statistically independent. However, for large N the discrepancy between the analytical and numerical models becomes negligible.

It is instructive to also compute the probability of having no degenerate clusters at all, for two reasons. (a) this is the first measure in this study that characterizes the $(\tilde{I}_1, \tilde{I}_2, \dots, \tilde{I}_n, \dots, \tilde{I}_N)$ as a set, with no reference to the order of the elements. The probability of no clusters we will obtain will therefore be identical to the one for the $(I_1, I_2, \dots, I_n, \dots, I_N)$ sequence, randomly ordered. On the other hand, the monotonically increasing sequences are conceptually simpler, and they allow for more intuition in designing analytical predictions. (b) Using this study we will show that while the spacings between neighboring members of the monotonic sequence are statistically independent, the degenerate pairs they produce are not statistically independent from the point of view of the randomly permuted sequence.

Even though the spacings between the consecutive elements of the \tilde{I} sequence are statistically independent, the appearance of a cluster with the leftmost edge at an index n will be preventing an appearance of another cluster at $n + 1$. Thus, appearances of clusters at different points are not statistically independent. Nevertheless, for a very low cluster probability, a typical distance between the clusters becomes much larger than their typical length, and the above correlations can be neglected. Our estimate for the probability of having no clusters at all then reads:

$$\begin{aligned}
 P_{\text{no clusters}} &\equiv \text{Prob}[\text{for all } n, (\tilde{I}_{n+1} - \tilde{I}_n > \Delta I) \text{ or } ((\tilde{I}_{n+1} - \tilde{I}_n < \Delta I) \text{ and} \\
 &(\tilde{I}_n - \tilde{I}_{n-1} > \Delta I) \text{ and } (\tilde{I}_{n+2} - \tilde{I}_{n+1} > \Delta I))] \approx \tag{6} \\
 &(1 - p_c)^{N_p} \stackrel{p \rightarrow 0, N \rightarrow \infty, p^2 N \rightarrow \text{const}}{\approx} e^{-p_c N} \stackrel{p \rightarrow 0}{\approx} e^{-p^2 N},
 \end{aligned}$$

where N_p is given by (4). Above, we neglected limitations on the cluster length closer to the right edge of the spectrum, since we are mainly interested in the $N \rightarrow \infty$ limit.

As we have mentioned above, the result (6) applies for both \tilde{I} and I sequences, since it signifies a property of a set of elements of a sequence, not the sequence itself. It is tempting to reinterpret it as the probability that \bar{M} pairs chosen uniformly at random from

$$\mathcal{N}_p \equiv \frac{N(N - 1)}{2} \tag{7}$$

pairs of elements of an N -member-strong set have no elements in common. The number of ways to choose \bar{M} pairs with no elements in common is

$$\frac{2^{\bar{M}} N!}{\bar{M}!(N - 2\bar{M})!} .$$

The number of ways to chose any set of \bar{M} pairs is

$$\frac{\mathcal{N}_p!}{\bar{M}!(\mathcal{N}_p - \bar{M})!} .$$

Dividing the former by the latter we get the following expression:

$$P_{\text{no clusters, conjecture}} = \frac{2^{\bar{M}} N! (\mathcal{N}_p - \bar{M})!}{\mathcal{N}_p! (N - 2\bar{M})!} \quad (8)$$

$$\underset{p \rightarrow 0, N \rightarrow \infty, p^2 N \rightarrow \text{const}}{\approx} e^{-2p^2 N}, \quad (9)$$

where \bar{M} is given by (3). (Here and below, we used the Stirling formula $n! \stackrel{n \rightarrow \infty}{\approx} \sqrt{2\pi n} (n/e)^n$.) Comparing (8) to (6) one notices that the former overestimates the probability of cluster formation by a factor of two. An interpretation of this simple relationship requires future research. Figure 5 illustrates this difference.

The discrepancy between the predictions of the two models, (6) and (9) demonstrates that even when two models show similar distributions of dominant events, the rare events (formation of a cluster in our case), whose provability can be comparable to the small differences between the models, may turn out to have completely different statistics. For example, superficially, a process where two distinct pairs of neighboring elements of an ordered sequence of N elements are chosen uniformly randomly, with a subsequent random permutation of indices, looks very similar to a process where two distinct two-element subsets of a set of N elements are chosen uniformly randomly. However, while in the former case, the probability for two pairs to overlap is $2/(N-1) \stackrel{N \rightarrow \infty}{\approx} 2/N$, while in the latter case, it is $4(N-2)/(N^2 - N - 2) \stackrel{N \rightarrow \infty}{\approx} 4/N$. Indeed, in the former case, the elements forming a pair are still ordered, and only two out of four possible scenarios of pair overlapping is realized, namely those where the smallest element of the first pair coincides with the largest element of the second one, and vice versa.

3.2 Implications for a randomly permuted counterpart

The principal goal of our paper is to assess the ability of two quantum conserved quantities to serve as a CSCO set. The physical realization of our model will involve two conserved quantities in an integrable system. Those are indeed known to realize Poisson processes [4, 5], but only after a permutation to a monotonically increasing sequence. For two observables, these permutations are completely unrelated. Thus a physically more relevant model would involve sequences that are represented by a random permutation of a Poisson sequence,

$$(I_1, I_2, \dots, I_n, \dots, I_N) = \text{Random permutation}[(\tilde{I}_1, \tilde{I}_2, \dots, \tilde{I}_n, \dots, \tilde{I}_N)].$$

Numerically, those are modeled by sets of real numbers randomly independently distributed over an interval, with *no subsequent reordering*.

To make a theoretical prediction for the probability for a given pair of two subsequent elements of the sequence to be degenerate, we first assume that the probability for degenerate pairs to share elements (that is, *form clusters of degenerate pairs*) is low (see Fig. 4 and the expression (5)). In this case, one can assume that each degenerate pair constitutes a

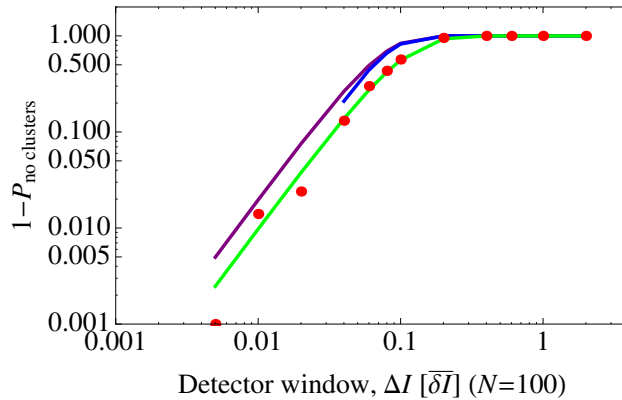


Figure 5: The probability of having no clusters of consecutive degenerate pairs of elements at all, as a function of the detector error ΔI . Red dots: numerics. Green line: theoretical prediction (6). Blue line: a naive combinatorial hypothesis (8). At small detector window widths, the formula involves factorials of large numbers and becomes numerically unreliable. Purple line: the same as the blue line but using an asymptotic expression. The rest of the data is the same as in Fig. 3.

pair of consecutive elements in the monotonically increasing counterpart of the sequence. The probability of the later is $2/N_p$ (with N_p given by (4)). This probability must then be multiplied by the probability of a neighboring pair in the monotonic sequence to be degenerate, p . We get

$$p_{\text{randomized}} \equiv \text{Prob}[\text{for a given } n, I_{n+1} - I_n < \Delta I] = \frac{2}{N_p} p \stackrel{N \rightarrow \infty}{\approx} \frac{2}{N} p. \quad (10)$$

Fig. 6 demonstrates that this prediction is indeed correct.

We are now in the position to assess the ability of a single observable \hat{I} to serve as a CSCO. The probability of that is given by the probability of having no degenerate pairs at all. Since this probability is a property of the sequence as a set, it can be estimated using the monotonically increasing counterpart. There, the probability of not having degenerate pairs is the probability that none of the $N - 1$ pairs of consecutive indices are degenerate. We get

$$P_{\text{CSCO}, 1} \equiv \text{Prob}[\text{for no } n, I_{n+1} - I_n < \Delta I] = (1 - p)^{N_p} \stackrel{p \rightarrow 0, N \rightarrow \infty, pN \rightarrow \text{const}}{\approx} e^{-pN}. \quad (11)$$

Fig. 7 shows that this probability approaches unity only for a detector error as low as the inverse sequence length N . Furthermore, the expression (11) shows that even if for a given N the given observable does form a CSCO, for larger N this property disappears.

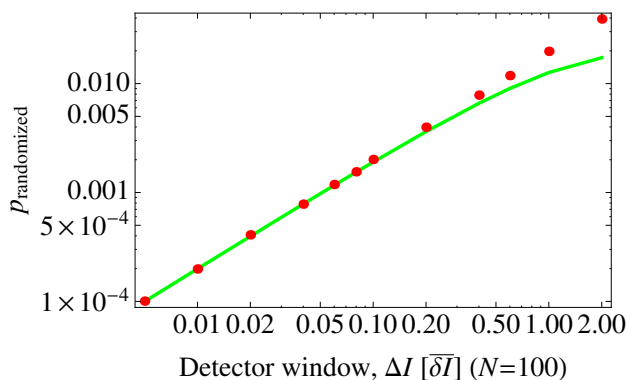


Figure 6: Probability for a given pair of consecutive elements of a Poisson distributed spectrum, subsequently *randomly permuted*, to be unresolvable by a detector with an error ΔI (that is, to be degenerate). $\bar{\delta I}$ is the mean spacing between consecutive elements before the random permutation. Red dots: numerical model, uncorrelated uniformly distributed random numbers on an interval, with *no further rearrangement*. Green line: theoretical prediction (10). Numerically, the spectrum consists of 100 elements. Numerical points result from an averaging over 1000 Monte Carlo realizations.

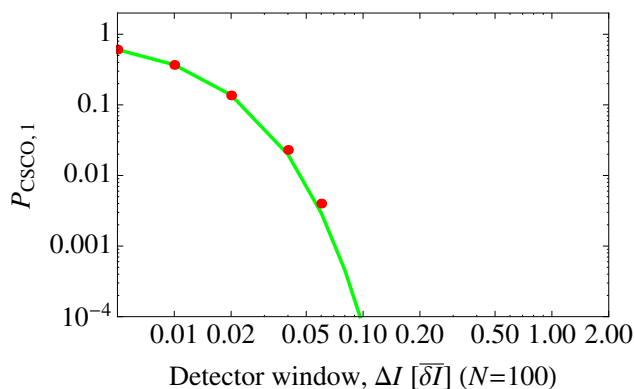


Figure 7: Probability of having no degenerate pairs of elements at all, in a Poisson distributed spectrum (regardless of whether reshuffled or not), as a function of the detector error ΔI . Physically, this probability corresponds to the probability for a given observable to form a complete set of commuting observables (CSCO). Red dots: numerics. Green line: theoretical prediction (11). The rest of the data is the same as in Fig. 3.

4 Two sequences

We are finally ready to address the principal question posed: what is the probability that two observables with Poisson spectra, subsequently independently randomly permuted, $\hat{I}^{(1)}$ and $\hat{I}^{(2)}$, constitute a complete set of commuting observables (CSCO). Mathematically, the corresponding probability is:

$$P_{\text{CSCO}, 2} \equiv \text{Prob}[\text{for no } n, (I_{n+1}^{(1)} - I_n^{(1)} < \Delta I^{(1)}) \text{ and} \\ (I_{n+1}^{(2)} - I_n^{(2)} < \Delta I^{(2)})] \stackrel{N \gg 1}{\approx} (1 - p_{\text{randomized}}^{(1)} p_{\text{randomized}}^{(2)})^{\mathcal{N}_p} \stackrel{N \rightarrow \infty}{\approx} e^{-2p^{(1)}p^{(2)}}, \quad (12)$$

where $p_{\text{randomized}}^{(\alpha)} = \frac{2}{N}p^{(\alpha)}$ are the respective probabilities for a given pair to be degenerate (see (10)), $p^{(\alpha)}$ is the analogue for a monotonic sequence (see (2)), and $\Delta I^{(\alpha)}$ is the respective detection error. Note that the product $(1 - p_{\text{randomized}}^{(1)} p_{\text{randomized}}^{(2)})^{\mathcal{N}_p}$ appears here thanks to an assumption that for large N , the total number of pairs \mathcal{N}_p is much greater than the numbers of pair of consecutive elements, $N_p = N - 1$: as a result individual pairs can be approximately considered as statistically independent. We assume the same spacing, $\overline{\delta I}$, for both sequences.

A naive combinatorial interpretation of this probability is the ratio between the number of ways in which $\bar{M}^{(\alpha)} \equiv p^{(\alpha)}N_p$ pairs can be chosen from two N -element-long sets in such a way that no two pairs coincide and its unrestricted analogue:

$$P_{\text{CSCO}, 2, \text{conjecture}} \equiv \frac{(\mathcal{N}_p - \bar{M}^{(1)})! (\mathcal{N}_p - \bar{M}^{(2)})!}{(\mathcal{N}_p)! (\mathcal{N}_p - \bar{M}^{(1)} - \bar{M}^{(2)})!} \stackrel{N \rightarrow \infty}{\approx} e^{-2p^{(1)}p^{(2)}}, \quad (13)$$

where \mathcal{N}_p is the number of pairs of N objects (7), and $N_p = N - 1$ is the number of pairs of neighboring elements in a sequence of length N (see (4)). In this particular case the naive model generates the correct prediction. Note that in this case, no correlations between the degenerate pairs within a particular sequence are involved, thus a better result.

Figure 8 allows one to compare the various predictions made above, for $\Delta I^{(1)} = 2\Delta I^{(1)}$. Notice that (a) already at $\Delta I^{(1)} = .2$, CSCO is reached; (b) from the expression (13) one can see that for large N , the probability (13) does not depend on the length of the spectrum N , and thus CSCO persist for large systems. A particular illustration of this phenomenon is presented in Fig. 9.

5 Summary and outlook

In this work we show that with a large probability, differing from unity only by the expression in (13) (see also Figs. 8-9), two integrals of motion with Poisson distributed spectra form a complete set of commuting observables (CSCO); that is, they can be used to unambiguously identify the state of the system, the detection error notwithstanding. For a given detector error, this probability converges to a fixed value as the number of states in the spectrum increases. The above result is contrasted to an analogous result for a single observable. There,

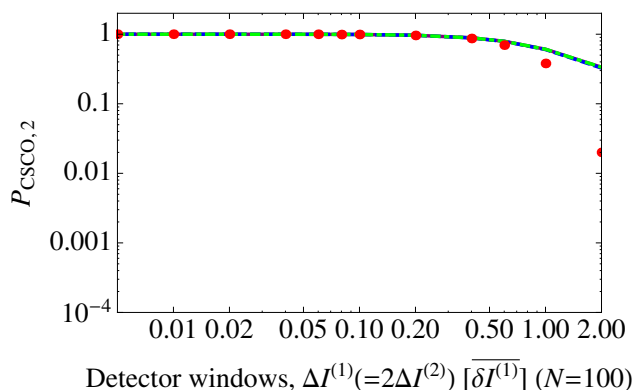


Figure 8: Probability for two Poisson-distributed spectra, subsequently independently randomly reshuffled, not to have any degenerate pairs of elements in common. Physically, this probability corresponds to the probability for two given observables with Poisson spectra to form a complete set of commuting observables (CSCO). Red dots: numerics. Multicolored line: comprises the theoretical prediction (12), a naive combinatorial hypothesis (13), and its large N asymptotic behavior, all three mutually indistinct. Note that the former and the latter are analytically shown to coincide.

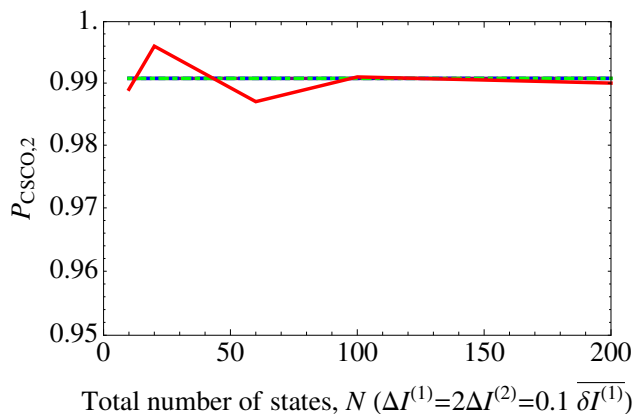


Figure 9: Numerically computed probability for two Poisson-distributed spectra, subsequently independently randomly reshuffled, not to have any degenerate pairs of elements in common, as a function of the total length of the spectrum N . As in Fig. 8, the multicolored line corresponds at the same time to the theoretical prediction (12) and to the large- N asymptotic behavior of the combinatorial expression (13), which are shown to coincide. The corresponding detector window sizes are $\Delta I^{(1)} = 0.1$ and $\Delta I^{(2)} = 0.05$.

(a) only for a very small detector error can this observable be used as a CSCO, and (b) for a fixed detector error, the probability of a CSCO falls to zero exponentially as the number of states in the spectrum increases. Poisson spectra constitute a popular model for energy spectra of integrable (that is, exactly solvable) quantum systems with no true degeneracies [4, 5]. They can also be used to model spectra of other integrals of motion of integrable systems, provided they are substantially functions of at least two quantum numbers. Note that in generic non-integrable quantum systems, energy levels repel each other [4, 5]. There, even a poor energy detector, with an error as large as the energy level spacing, would be able to identify a state: energy can thus serve as a CSCO. Therefore, the physical implication of our principal result can be formulated as follows: given a reasonably small (that is, smaller than the mean spacing between levels) detector error, two generic integrals of motion of an integrable quantum system can be used as a complete set of commuting observables, no matter how large the system is. On the other hand, if only one integral of motion is used, the appearance of unidentifiable states is unavoidable for large systems.

From the functional dependence perspective, we showed that in poorly measured integrable systems, all conserved quantities are (with a close-to-unity probability) functionally dependent on any two a priori chosen generic conserved quantities.

Results obtained in our article may find applications beyond the quantum state identification. They should be generally applicable in a standard pattern recognition setting where an unknown object must be identified indirectly by one, two, or more attributes. For example, using our results, we can show that chances of an ambiguity in identifying a person who was born on a particular date D in a particular town T_1 within a specific time interval I_t and who is currently living on a particular street S in another town T_2 depends neither on the length of the time interval I_t , nor on the number of the streets in T_2 , but solely on the number of birth per day in T_1 , probability of a further migration to T_2 , percentage of T_1 -born citizens in T_2 , and the average street population in T_2 ; in the other words, this probability depends only on the relative measures, the absolute measures being irrelevant. The value for this probability is trivially obtainable from the central result of this paper. More generally, *for a large enough set of N patterns with two Poisson distributed numerical identifiers, each measured with a finite error, the probability $P_{CSCO, 2}$ of having no unidentifiable patterns depends only on the probability $p^{(1)}$ of a given value of an identifier to be indistinct from its neighbor above and the analogous probability $p^{(2)}$ for another identifier and not on size of the set N .* At the same time, if only a date of birth is known, the procedure will start frequently produce ambiguous results for long enough interval of time considered: here, the probability of finding two people born in a given town on the same date within this interval of time approaches unity. Generally, *a single Poisson identifier becomes unreliable for larger sets of patterns.*

References

- [1] S. Gasiorowicz, *Quantum Physics* (John Wiley & Sons, New York, 1974)

- [2] J. von Neumann, *Eur. Phys. J.* **H35**, 201 (2010). Reprint from *Z. Phys.* 57, 30 (1929)
- [3] B. Sutherland, *Beautiful Models: 70 Years of Exactly Solved Quantum Many-Body Problems* (World Scientific, Singapore, 2004)
- [4] O. Bohigas, in *Chaos and Quantum Physics*, Les Houches, session LII, ed. by J.Z.J. M.-J. Gianoni, A. Voros (North-Holland, Amsterdam, 1991)
- [5] T. Guhr, A. Müller-Groeling, H.A. Weidenmüller, *Phys. Repts.* **299**, 189 (1998)